

## How to use your telltales

Telltales are a very powerful tool to help with sail trim. There are two types of telltales, luff and leech telltales. The most common types are luff telltales.

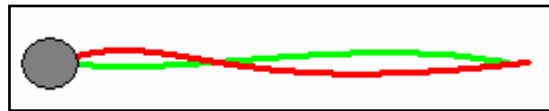
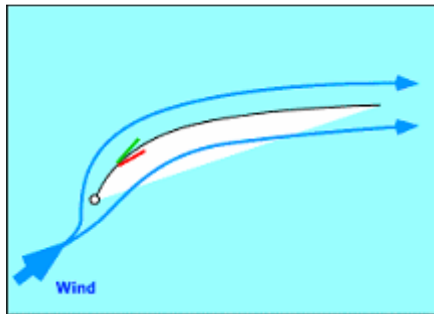
Luff telltales show what is happening with the wind as it goes over the luff of the sail. Instead of waiting for the sail to luff and slow you down, using the telltales allows you to correct the sail trim before the sail flaps.

Use your telltales to:

- Help trim the sail
- Help with your steering upwind

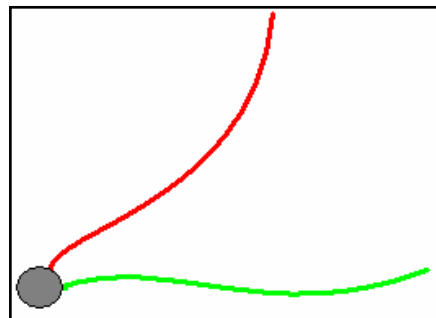
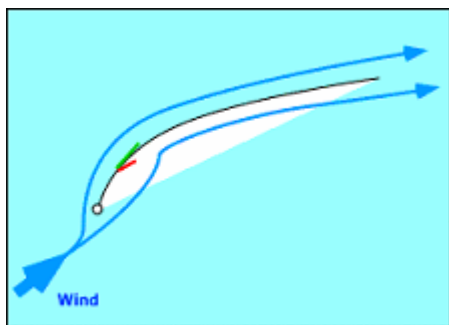
### Sail trimmed correctly:

With the sail trimmed correctly, the wind is going over both sides of the sail, and therefore both telltales are 'streaming' towards the back of the sail.



### Sail too far out, or boat pointing too high:

The wind is now only going over the leeward side of the sail. The wind going over the windward side is not flowing properly, and therefore the windward telltales will not stream.



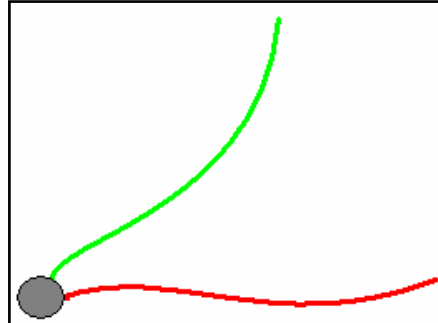
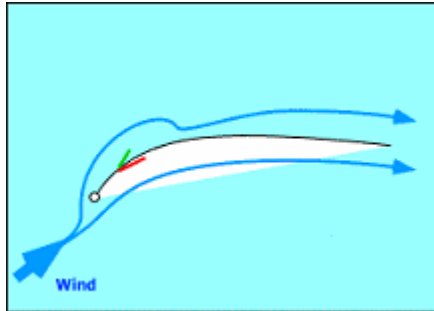
On some boats (mostly single handed boats), and in some wind strengths, it's fast to sail on a beat with the windward telltale just starting to break from streaming.

Solutions:

- Pull the sail in more
- Bear away a little

**Sail too far in, or boat pointing too low:**

The wind on the leeward side is now stalled and the leeward telltales will not stream. When reaching, the leeward telltale is a very useful way to trim the sail.



Solutions:

- Let the sail out
- Head up

**So...**

When sailing upwind you should pay attention to your windward luff telltale and make sure it's only *just* breaking. This will stop you sailing too close to the wind and too slow. Also if your leeward telltale is breaking you know your sailing too low.

